

Parent PowerSchool Guide

A link to our Parent PowerSchool site may be found at the top of each of our RDPSD school websites. The link may also be found by typing the address into the search bar of your internet browser; powerschool.rdpsd.ab.ca/public/home.html



Both of these methods will take you to our Student and Parent Sign In page. If you have forgotten your username or password, click on the “Forgot Username or Password” link at the bottom. You may also call your child’s school if you need help.

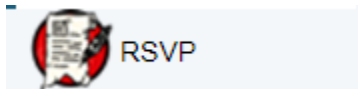
A screenshot of the PowerSchool SIS 'Student and Parent Sign In' page. At the top is the Red Deer Public Schools logo. Below it is a blue header with the PowerSchool SIS logo and text. The main content area has the title 'Student and Parent Sign In'. There are two buttons: 'Sign In' and 'Create Account'. Below these are three input fields: 'Select Language' (a dropdown menu set to 'English'), 'Username' (a text box with a cursor), and 'Password' (a text box). At the bottom of the form is a link that says 'Forgot Username or Password?' and a blue 'Sign In' button.

Once logged in, you will begin on the **Grades and Attendance** page with a navigation bar down the left-hand side. If your child is in middle school or high school, you may click on the blue grades to see a detailed breakdown of your child’s current achievement.

Exp	Last Week				This Week				Course	S1	Q3	S2	Y1	Absences	Tardies
	M	T	W	H	F	M	T	W							
2(1-2)													[1]	5	0
3(1-2)	-	-	-	-	-	-	-	-	-				[1]	0	0
5(1-2)										92				3	0

Additional Features;

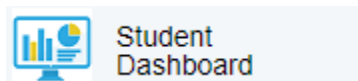
RVSP - You may update your child’s contact information, emergency contacts, and medical information here.



Transportation -Includes information for your child’s transportation routes for their designated and attending school or will show the Transit Information (Bus pass ID/usage)



Student Dashboard - This shows your student attendance percentage, as well the attendance averages for your child’s grade at their school. This dashboard includes student login information for both PowerSchool and Gmail, current course enrollments, and a quick view of the student’s contact information. Student Dashboard will also display unique information regarding your child (French Immersion, medical...)



RDP Reports - This is where you will find your child’s **report card**. Clicking on the envelope icon will send a PDF copy of the report card to the email address on your account. Clicking the view icon will bring it up on the screen. You may also view your child’s timetable (current and upcoming) and past Provincial Achievement Test results.



Grade History - Here you will find a history of middle and high school final grades.



Grade History

Attendance History - This includes your child's detailed attendance history for the current school year.



Attendance History

Teacher Comments - This includes email links for the student's teachers. Parents may also view the most recent teacher comments by choosing the appropriate reporting term.



Teacher Comments

School Bulletin - You may find school announcements here if your school utilizes this feature.



School Bulletin

Class Registration - Includes course registration requests for high school students as well as notes regarding prerequisite requirements.



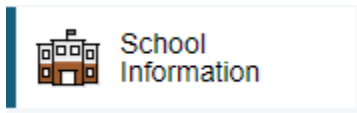
Class Registration

My Schedule - This link shows the student's current timetable.

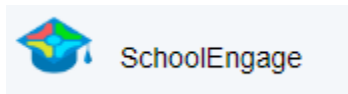


My Schedule

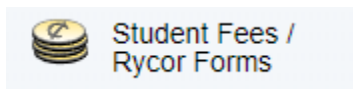
School Information - This link shows the school address and phone number.



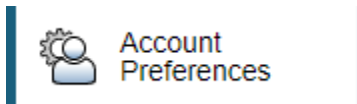
SchoolEngage - This is where you will find and complete digital consent and verification forms that have been assigned for your child.



Student Fees / Rycor Forms - This is where you can pay school fees. There is also a menu, where you can access receipts, see your payment history and download account statements.



Account Preferences - This allows you to update your parent PowerSchool account email address and password. *Please note that changing your email address here does not change your child's demographic contact information.



**Please note that if you are missing some of the icons listed above such as the RSVP, Transportation or Attendance History, you have likely logged in as your child to their student account. You may log out, and re-login using your parent credentials.*